

## Directions & Parking

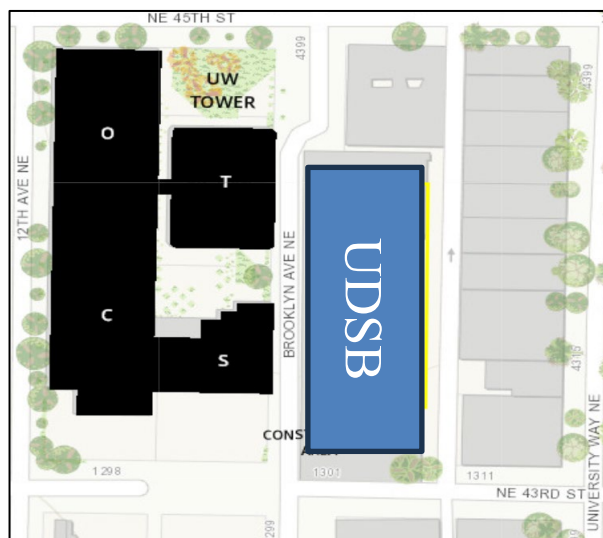
University of Washington  
Environmental Health and Safety  
University District Station Building (UDSB)  
4320 Brooklyn Ave NE  
Suite 600 / Box 354990  
Seattle, WA 98105

### Location

The Environmental Health and Safety Office, Main Operations is located in the University District Station Building (UDSB) which is in the university district above the Link light rail station and across from UW Tower buildings. Main Operations includes: Administration, Employee Health Center, Environmental Public Health, Fire & Building Safety, Research Safety, Respirator Fit Testing, Safety Training, Workplace Health & Safety.

### Access

Enter the building via the main entrance on Brooklyn Ave NE. Check in with the security desk and let them know you are here to visit EH&S. They will buzz you up to the 6<sup>th</sup> floor. The main entrance is straight ahead as you get off the elevator. The EH&S Employee Health Center (EHC) is to the right as you get off the elevator.



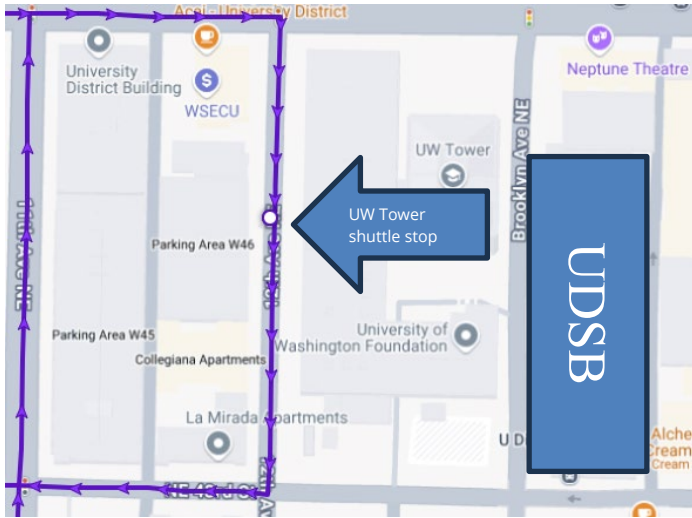
### Sound Transit Link Light Rail

The [Link light rail's 1 Line](#) provides service to the University District (U District) station (stop 47) at the corner of NE Brooklyn Ave and NE 43rd. UDSB is directly above the U District station, exit the station on Brooklyn Ave and turn left to access the main entrance of the building.

The Link light rail runs every 8, 10, or 15 minutes, depending on the time of day.

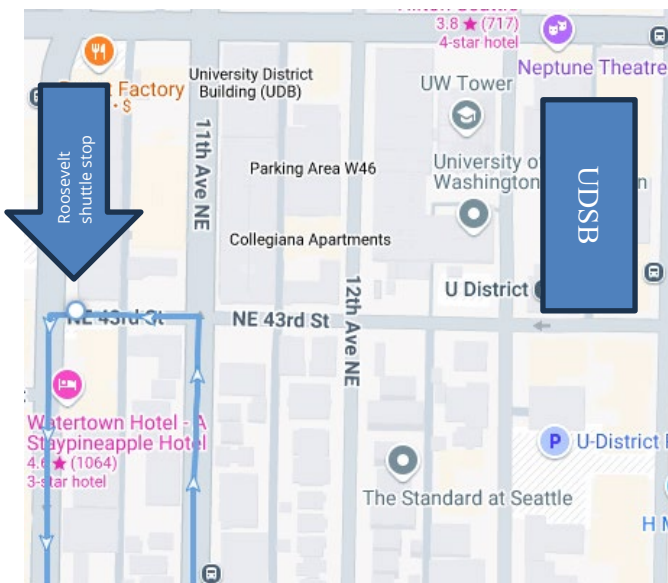
## Health Sciences Express Shuttle

The [Health Sciences Express](#) provides transportation Monday - Friday, excluding University holidays, between UW Medical Center and Harborview Medical Center, with stops at Roosevelt Clinic and UW Tower. Service is available to UW faculty, staff, students, as well as medical center patients and their families. Buses are equipped with wheelchair lifts and two-position bike racks.



## UW/Fred Hutch South Lake Union shuttle

[UW/Fred Hutch South Lake Union Shuttle](#) operates Monday through Friday, excluding University holidays, and consists of two routes with stops at affiliated medical research facilities. Service between UWMC and South Lake Union is intended for employees and visitors with business at UW School of Medicine, Fred Hutch or Harborview Hospital. All shuttles are equipped with wheelchair lifts and two-position bike racks.



## Bus Routes

Several bus routes have stops near the UDSB, these include 31, 31, 43, 44, 48, 70, 372, and 586. The One Bus Away code 1\_10911 shows a real time map for all these routes.

[https://pugetsound.onebusaway.org/#1\\_10911](https://pugetsound.onebusaway.org/#1_10911)

## Driving Directions

### From South bound I-5

- Take the #169 exit toward NE 50<sup>th</sup> St / NE 45<sup>th</sup> St
- Use the left lane to take the ramp onto 5<sup>th</sup> Avenue NE
- Turn left onto NE 45<sup>th</sup> Street
- Turn right onto Brooklyn Avenue NE

### From North bound I-5

- Take the #169 exit toward NE 45<sup>th</sup> Street
- Merge onto 7<sup>th</sup> Avenue NE into any right-hand turning lane
- Turn right onto NE 45<sup>th</sup> Street
- Turn right onto Brooklyn Avenue NE

## Parking

**UW Tower Garage  
Parking Area W46  
4317 12<sup>th</sup> Ave NE  
Seattle, WA 98105**

### From North or Southbound I-5

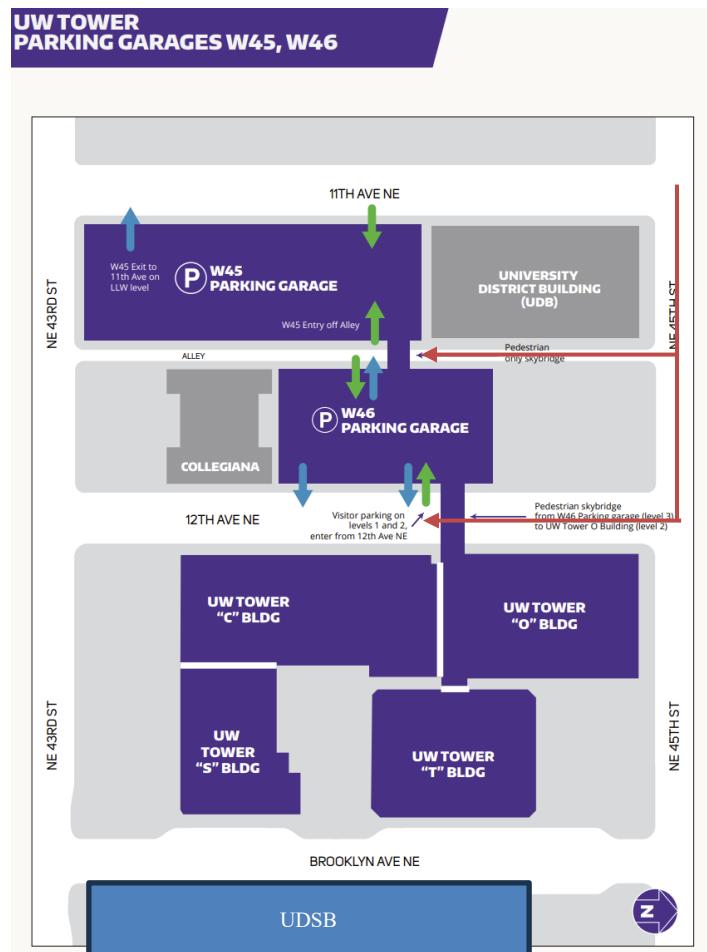
- Take NE 45<sup>th</sup> Street going east
- Turn right on 12<sup>th</sup> Avenue NE
- Turn right into the W46 Parking Garage

### From the UW Campus

- Follow E Stevens Way NE to Memorial Way NE
- Turn right onto Memorial Way NE
- Continue onto 17<sup>th</sup> Ave NE / University Parkway
- Turn left onto 47<sup>th</sup> Street
- Turn left onto 12<sup>th</sup> Ave NE
- Turn right into the W46 Parking Garage.

## W46 Garage

- Vehicles may enter and exit from either 12th Avenue NE or the alley way between 12<sup>th</sup> Ave and 11<sup>th</sup> Ave. The garage is open from 6 am to 6 pm weekdays.



- Visitors pay for parking by using the self-pay machines on the Ground floor and on Level 4 adjacent to the elevator lobby. You will need to enter your stall number or license plate number. All machines take Visa, MasterCard and American Express.
- The cost is: \$5.00 hourly, \$20.25 daily, \$6.75 flat rate after 4 p.m.
- Permits can also be obtained from a [gatehouse](#) before entering the garage.
- Disability stalls, motorcycle stalls, and load/unload stalls are available.

## **W45 Garage**

- Free for Fleet Services and [UCAR](#) vehicles.
- Vehicles may enter and exit from either 11th Avenue NE or the alley way between 12<sup>th</sup> Ave and 11<sup>th</sup> Ave. The garage is open from 6 am to 6 pm weekdays.